



State Report : Rajasthan

(Key Findings at a Glance)

Submitted to :

National Commission for
Protection of Child Rights,
5th Floor, Chanderlok Building,
36, Janpath,
New Delhi 110001

Submitted by :

AMS

Research | Consulting | Training

15, Laxmanpuri, Faizabad Road, Lucknow-226016

Phone : 0522-2350825; 2352492; Fax No. : 0522 - 2350466

Email - ams@amsindia.org; Web : www.amsindia.org

State Report : Rajasthan

(Key Findings at a Glance)

Submitted to :

National Commission for
Protection of Child Rights,
5th Floor, Chanderlok Building,
36, Janpath,
New Delhi 110001

Submitted by :

AMS

Research | Consulting | Training

15, Laxmanpuri, Faizabad Road, Lucknow-226016

Phone : 0522-2350825; 2352492; Fax No. : 0522 - 2350466

Email - ams@amsindia.org; Web. : www.amsindia.org

Contents: List of Tables

Table -1 : Type of CCIs	1
Table -2 : Distribution of CCIs by the Gender of Children	1
Table -3 : Type of Management of CCI	2
Table -4 : Registration of CCIs under SR/ Trust/ Companies Act	3
Table -5 : Registration of CCIs under JJ Act.....	3
Table -6 : Constitution of Management Committee (MC)	4
Table -7 : MC Meetings Conducted as per JJ Act	4
Table -8 : Proportion of CCIs having Adequate Staffing as per JJ Act.....	5
Table -9 : Training Organised for the Staff on Key Topics.....	6
Table -10 : Physical Infrastructure as per JJ Act.....	6
Table -11 : Display of Essential Details	7
Table -12 : Availability of Clear Guidelines regarding Access of Staff/ Visitors in Identified Areas	8
Table -13 : Privacy in Toilets and Bathing Areas	9
Table -14 : Availability of Basic Emergency Medical Care Equipment	9
Table -15 : Availability of Child Friendly Exclusive Bathrooms/ Bathing Areas as per Norms .	10
Table -16 : Availability of Child Friendly Exclusive Toilets as per Norms.....	10
Table -17 : Availability of Safe & Purified Drinking Water Storage	11
Table -18 : Availability and Accessibility of Enough/ Safe Toys for Children	11
Table -19 : Availability and Provision of Individual Beds to Children	11
Table -20 : Segregation of Children according to Age-Group for Stay & Activities.....	12
Table -21 : Availability of Written Child Protection Policy.....	12
Table -22 : Adherence to the Child Protection Policy by Staff & Management.....	13
Table -23 : Availability of Grievance Redressal Mechanisms.....	13
Table -24 : Adequate Measures to Prevent Any Form of Physical/ Emotional Abuse of Children that Results in Mental or Physical Pain/ Discomfort/ Trauma	14
Table -25 : Following of a Daily Routine of Activities	14

Table -26: Daily routine Prepared in Consultation with the Children's Committee and/ or with Children's Participation	15
Table -27 : Meals Planned in Consultation with Children	15
Table -28 : Meals Provided in accordance with Prescribed Norms/ Diet Scale	15
Table -29 : Provision of Individual, Clean, Seasonal & Age Appropriate Clothes, Articles & Toiletries as per Norms	16
Table -30 : Provision of Individual, Clean, Seasonally Appropriate Mats & Sleeping Materials as per Norms	16
Table -31: Health Check-up of Every Child at the Time of Admission	17
Table -32 : Educational Assessment of Every Child and Addressing their Need based on the Same	17
Table -33 : Provision of Age appropriate Formal Education to All Children	18
Table -34 : Availability of Counselor's Report/ Case History of Each Child	18
Table -35: Availability of Initial Reports of Interaction with the Child	19
Table -36 : Maintenance of Prescribed Registers	19
Table -37: Availability of Detailed Information about the Sources of Funding.....	20
Table -38: Various Sources of Funding Reported by the CCIs	20
Chart -38a: Number of Sources of Funding Reported by the CCIs.....	21
Chart -38b : FCRA Funding vis-à-vis FCRA Registration in CCIs	22
Table -39 : Inspection of the CCIs by the Inspection Committee.....	22
Table -40 : Provision of Feedback by the Inspection Committee	23
Table -41 : Nature of Feedback Provided by the Inspection Committee	23
Table -42: Inspection of the CCIs by the Child Welfare Committee/ JJ Board.....	23
Table -43 : Provision of Feedback by the Child Welfare Committee/ JJ Board.....	24
Table -44 : Nature of Feedback Provided by the Child Welfare Committee/ JJ Board	24
Table -45 : Established Linkages of CCIs for Restoration & Rehabilitation of Children.....	25

Contents: List of Charts

Chart -1 : Type of CCIs	1
Chart -2 : Distribution of CCIs by the Gender of Children	2
Chart -3 : Type of Management of CCI	2
Chart -4 : Registration of CCIs under SR/ Trust/ Companies Act	3
Chart -5 : Registration of CCIs under JJ Act.....	3
Chart -6 : Constitution of Management Committee (MC)	4
Chart -7 : MC Meetings Conducted as per JJ Act	4
Chart -8 : Proportion of CCIs having Adequate Staffing as per JJ Act.....	5
Chart -9 : Training Organised for the Staff on Key Topics.....	6
Chart -10 : Physical Infrastructure as per JJ Act.....	7
Chart -11 : Display of Essential Details	8
Chart -12 : Availability of Clear Guidelines regarding Access of Staff/ Visitors in Identified Areas	8
Chart -13 : Privacy in Toilets and Bathing Areas	9
Chart -14 : Availability of Basic Emergency Medical Care Equipment	9
Chart -15 : Availability of Child Friendly Exclusive Bathrooms/ Bathing Areas as per Norms .	10
Chart -16 : Availability of Child Friendly Exclusive Toilets as per Norms.....	10
Chart -17 : Availability of Safe & Purified Drinking Water Storage	11
Chart -18 : Availability and Accessibility of Enough/ Safe Toys for Children	11
Chart -19 : Availability and Provision of Individual Beds to Children	11
Chart -20 : Segregation of Children according to Age-Group for Stay & Activities.....	12
Chart -21 : Availability of Written Child Protection Policy.....	12
Chart -22 : Adherence to the Child Protection Policy by Staff & Management.....	13
Chart -23 : Availability of Grievance Redressal Mechanisms.....	13
Chart -24 : Adequate Measures to Prevent Any Form of Physical/ Emotional Abuse of Children that Results in Mental or Physical Pain/ Discomfort/ Trauma	14
Chart -25 : Following of a Daily Routine of Activities	14

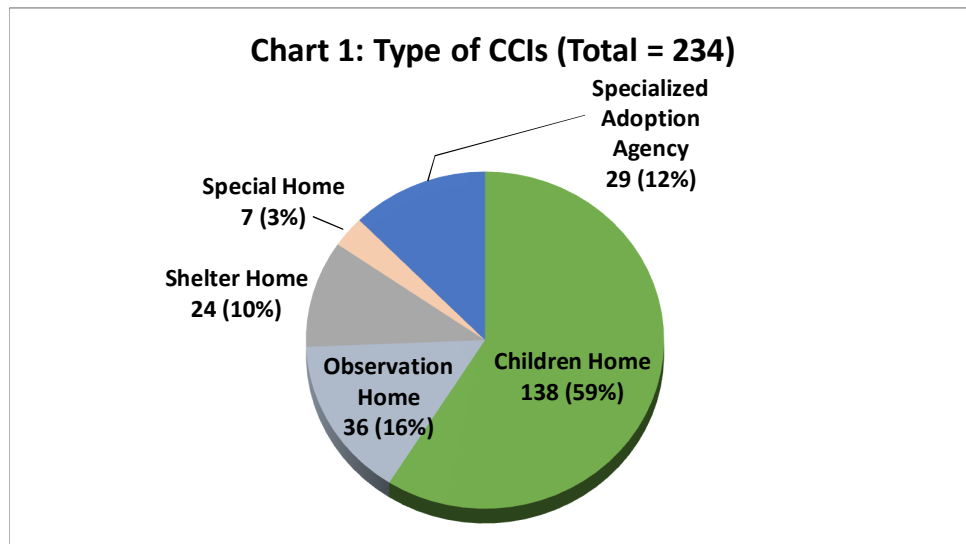
Chart -26: Daily routine Prepared in Consultation with the Children's Committee and/ or with Children's Participation	15
Chart -27 : Meals Planned in Consultation with Children	15
Chart -28 : Meals Provided in accordance with Prescribed Norms/ Diet Scale	15
Chart -29 : Provision of Individual, Clean, Seasonal & Age Appropriate Clothes, Articles & Toiletries as per Norms	16
Chart -30 : Provision of Individual, Clean, Seasonally Appropriate Mats & Sleeping Materials as per Norms	16
Chart -31: Health Check-up of Every Child at the Time of Admission	17
Chart -32 : Educational Assessment of Every Child and Addressing their Need based on the Same	17
Chart -33 : Provision of Age appropriate Formal Education to All Children	18
Chart -34 : Availability of Counselor's Report/ Case History of Each Child	18
Chart -35: Availability of Initial Reports of Interaction with the Child	19
Chart -36 : Maintenance of Prescribed Registers	20
Chart -37: Availability of Detailed Information about the Sources of Funding.....	20
Chart -38: Various Sources of Funding Reported by the CCIs	21
Chart -38a: Number of Sources of Funding Reported by the CCIs.....	21
Chart -38b: FCRA Funding vis-à-vis FCRA Registration in CCIs.....	22
Chart -39 : Inspection of the CCIs by the Inspection Committee.....	22
Chart -40 : Provision of Feedback by the Inspection Committee	23
Chart -41 : Nature of Feedback Provided by the Inspection Committee	23
Chart -42: Inspection of the CCIs by the Child Welfare Committee/ JJ Board.....	23
Chart -43 : Provision of Feedback by the Child Welfare Committee/ JJ Board.....	24
Chart -44 : Nature of Feedback Provided by the Child Welfare Committee/ JJ Board	24
Chart -45 : Established Linkages of CCIs for Restoration & Rehabilitation of Children.....	25

1. Type of CCIs (Total = 234)

There are five types of Juvenile Justice Institutions/ Child Care Institutions (CCI) that exist in India – Children’s Home/ Fit Facility, Shelter Home/ Open Shelter, Specialized Adoption Agency, Observation Home, and Special Home/ Place of Safety. The following table (Table 1) gives the CCI wise break-up for the state of Rajasthan.

CCI Type	Count	%
Children Home	138	59.0
Observation Home	36	15.4
Shelter Home	24	10.3
Special Home	7	3.0
Specialized Adoption Agency	29	12.4

Based on observation and records of CCIs.



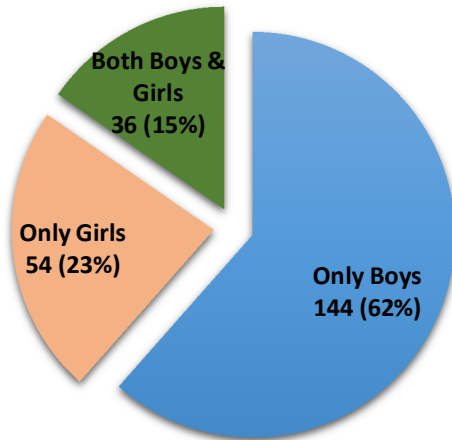
2. Distribution of CCIs by the Gender of Children

Rajasthan has a total of 234 CCIs for accommodating children; either girls or boys or both. The Table below (Table 2) gives details of the distribution of CCIs by the gender of the children.

Gender Type	Number	Percent
Only Boys	144	61.5
Only Girls	54	23.1
Both Boys & Girls	36	15.4
Total	234	100.0

Based on observation and records of CCIs.

Chart 2: Distribution of CCIs by the Gender of Children



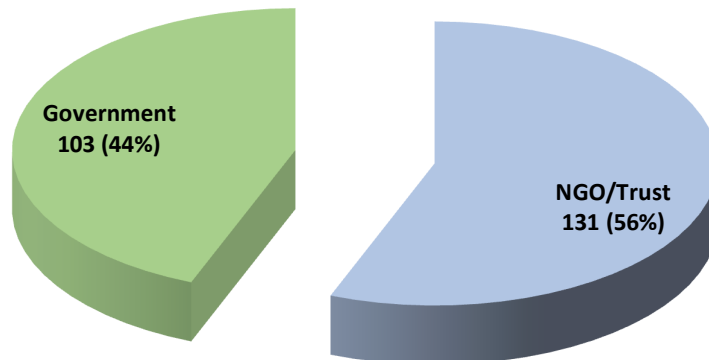
3. Type of Management of CCI

As per the provisions laid out under Section 50(1) of JJ Act 2015, CCIs could be established by every district or group of districts, either by itself or through voluntary or non-governmental organizations. The CCI wise break-up on basis of type of management is tabulated below (Table 3).

Management Type	Number	Percent
NGO,Trust	131	56.0
Government	103	44.0
Total	234	100.0

Based on responses of the management of CCIs.

Chart 3: Type of Management of CCI

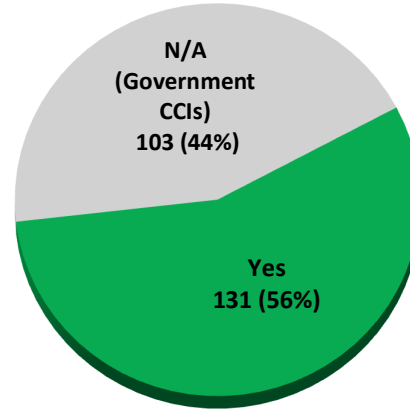


4. Registration of CCI under SR/ Trust/ Companies Act

Table 4 : Registration of CCI under SR/ Trust/ Companies Act		
Response	Number	Percent
Yes	131	56.0
N/A* (Government CCI)	103	44.0
Total	234	100.0

*: Government CCI need not be registered under SR/ Trust/ Companies Act.
Based on records and responses given by the management of CCI.

Chart 4: Registration of CCI under SR/ Trust/ Companies Act



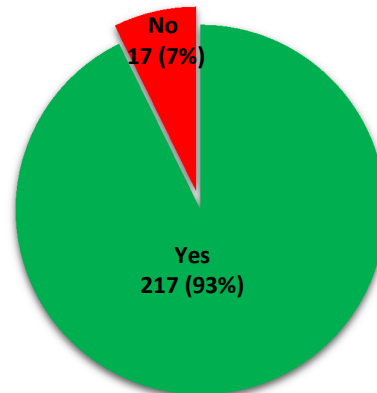
5. Registration of CCI under JJ Act

According to Rule 21 (JJ Model Rules, 2016) and Section 41 (JJ Act, 2015), at the time of registration, the State Government shall determine and record capacity & purpose of the institution; and shall register the institution as a Children’s Home/ Open Shelter/ Specialized Adoption Agency/ Observation Home/ Special Home (Place of Safety), as the case may be.

Table 5: Registration of CCI under JJ Act		
Response	Number	Percent
Yes	217	92.7
No	17	7.3
Total	234	100.0

Based on records and responses given by the management of CCI.

Chart 5: Registration of CCI under JJ Act

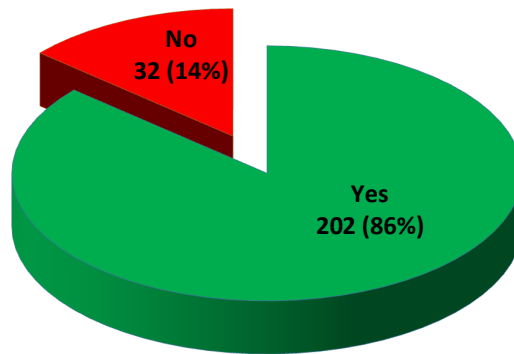


6. Constitution of Management Committee (MC):

According to the JJ Model Rules, 2016; Rule 39(1), every Child Care Institution shall have a Management Committee for the management of the institution and monitoring the progress of every child.

Table 6: Constitution of Management Committee (MC)		
Response	Number	Percent
Yes	202	86.3
No	32	13.7
Total	234	100.0
Based on responses given by the management of CCIs.		

Chart 6: Constitution of Management Committee (MC)

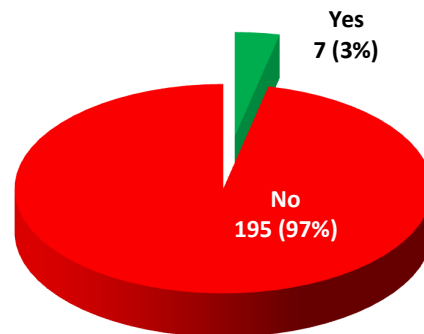


7. MC Meetings Conducted as per JJ Act

According to the JJ Model Rules, 2016; Rule 39(4), the Management Committee shall meet at least once every month to consider and review the functioning of Child Care Institution.

Table 7: MC Meetings Conducted as per JJ Act		
MC Meetings Conducted as per JJ Act	Number	Percent
Yes	7	3.5
No	195	96.5
Total	202	100.0
*: Total number of CCIs where MC was formed. Based on responses given by the management of CCIs.		

Chart 7: MC Meetings Conducted as per JJ Act

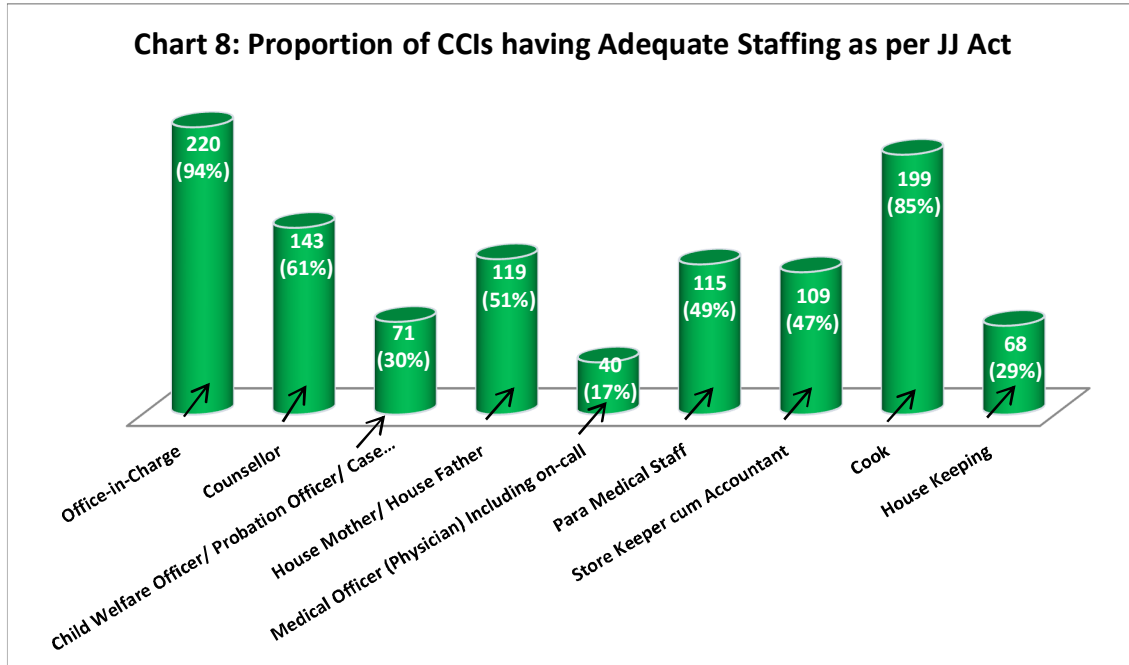


8. Proportion of CCIs having Adequate Staffing as per JJ Act

According to the JJ Model Rules, 2016, staffing pattern for a Child Care Institution has been specified in Rule 26(7). The number of posts in each category of staff shall be fixed on the basis of capacity of

the institution and shall proportionately increase with the increase in the capacity of the institution [Rule 26(3)]. Abiding by these rules, the staffing pattern was thus adjusted for Child Care Institutions covered in this study.

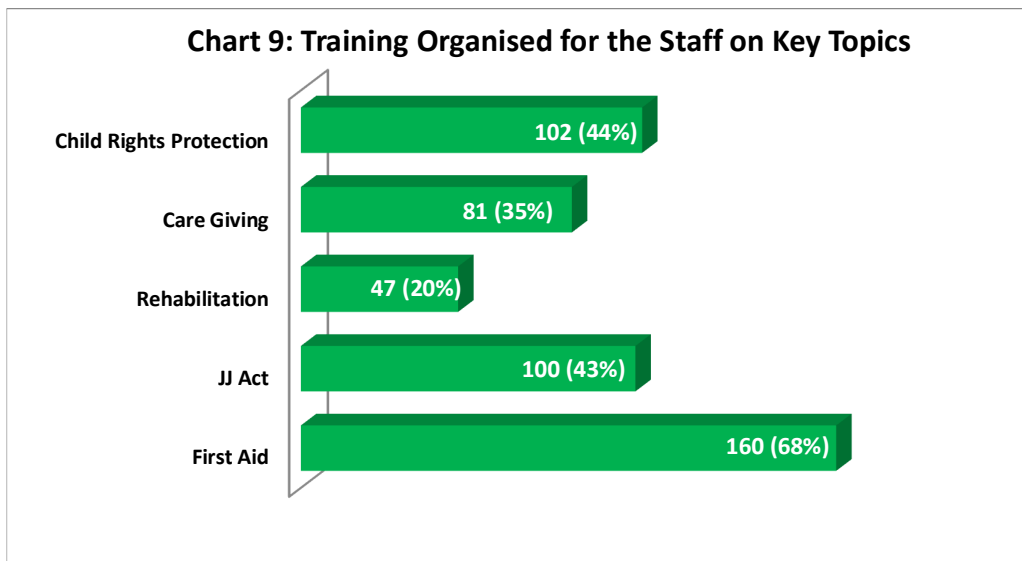
Table 8 : Proportion of CCIs having Adequate Staffing as per JJ Act		
Staff Personnel	Yes	
	Count	%
Office-in-Charge	220	94.0%
Counsellor	143	61.1%
Child Welfare Officer/ Probation Officer/ Case Worker	71	30.3%
House Mother/ House Father	119	50.9%
Medical Officer (Physician) Including on-call	40	17.1%
Para Medical Staff	115	49.1%
Store Keeper cum Accountant	109	46.6%
Cook	199	85.0%
House Keeping	68	29.1%
The total of percentages may exceed 100 due to multiple responses. Based on observation and records of CCIs.		



9. Training Organised for the Staff on Key Topics

According to Rule 89(1) [JJ Model Rules, 2016], the State Government shall provide for training of personnel appointed under the Act and the rules and each category of staff, keeping in view with their statutory responsibilities and specific job requirements. In addition, Rule 34[3(vi)] suggests that every institution to have first aid kit and all staff to be trained in handling first aid.

Key Topics	Yes	
	Count	%
Child Rights Protection	102	43.6%
Care Giving	81	34.6%
Rehabilitation	47	20.1%
JJ Act	100	42.7%
First Aid	160	68.4%
The total of percentages may exceed 100 due to multiple responses.		
Based on records of CCIs.		

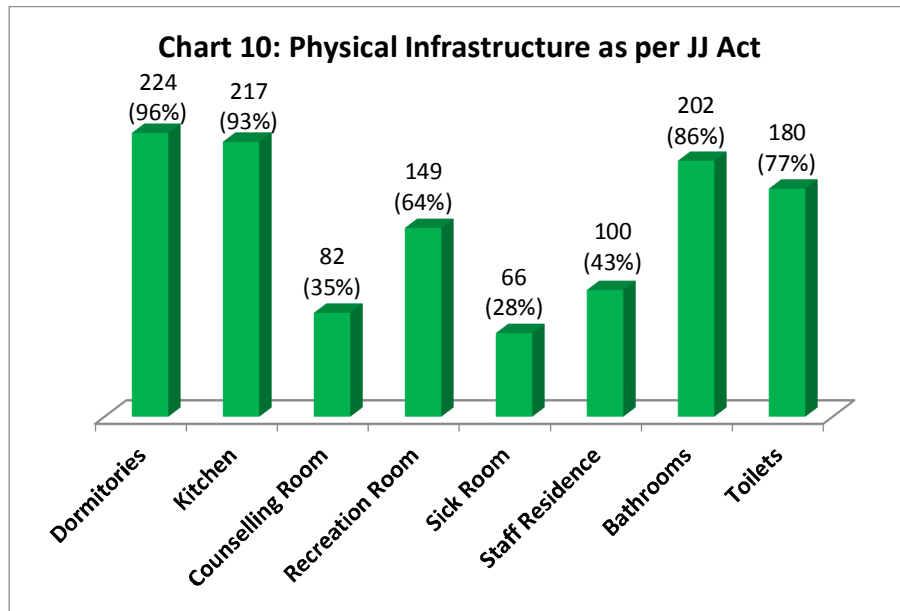


10. Physical Infrastructure as per JJ Act

According to Rule 10(i) (JJ Model Rules, 2016), all institutions shall make provision of first-aid kit, fire extinguishers in kitchen, recreation room, dormitories, store rooms and counseling room.

Physical Infrastructure	Yes	
	Count	%
Dormitories	224	95.7%
Kitchen	217	92.7%
Counselling Room	82	35.0%
Recreation Room	149	63.7%
Sick Room	66	28.2%
Staff Residence	100	42.7%

Bathrooms	202	86.3%
Toilets	180	76.9%
The total of percentages may exceed 100 due to multiple responses.		
Based on observation of CCIs.		

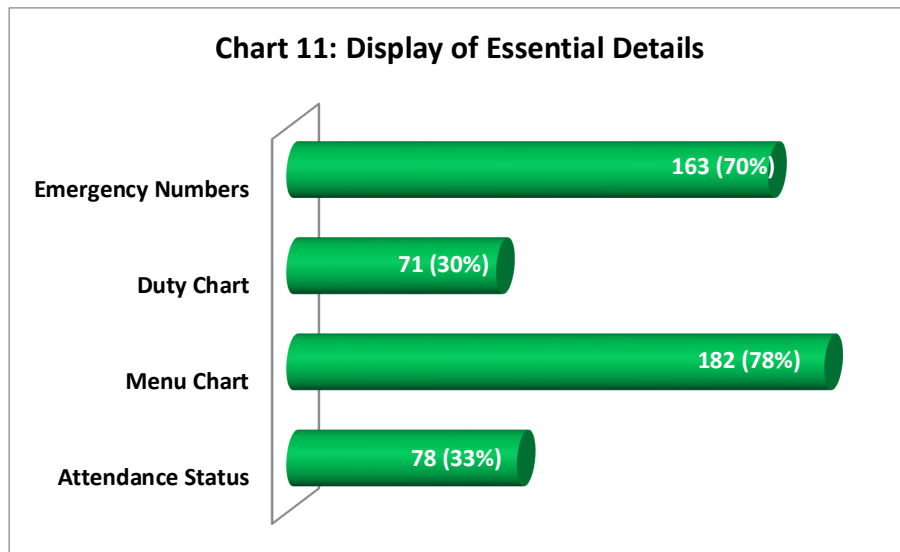


11. Display of Essential Details

- According to Rule 67[5(iii)] (JJ Model Rules, 2016), a duty roster shall be prepared and displayed at some prominent place in the premises of the Child Care Institution by the Person-in-charge.
- According to Rule 33(5) (JJ Model Rules, 2016), the menu for the day shall be prepared in consultation with the Children’s Committee and shall be displayed in the dining hall.
- According to Rule 77(1) (JJ Model Rules, 2016), the Person-In-Charge shall maintain registers and forms under the JJ Model rules, 2016.
- According to Rule 36(5) (JJ Model Rules, 2016), regularity of the education programme and attendance of the children shall be ensured.

Essential Details	Yes	
	Count	%
Emergency Numbers	163	69.7%
Duty Chart	71	30.3%
Menu Chart	182	77.8%
Attendance Status	78	33.3%

The total of percentages may exceed 100 due to multiple responses.
Based on observation of CCIs.




12. Availability of Clear Guidelines regarding Access of Staff/ Visitors in Identified Areas

According to Rule 78(5), the Person-In-Charge shall take all steps to inform the visitors to maintain the dignity of the children.

Table 12: Availability of Clear Guidelines regarding Access of Staff/ Visitors in Identified Areas

Response	Number	Percent
Yes	127	54.3
No	107	45.7
Total	234	100.0

Based on observation of CCIs.



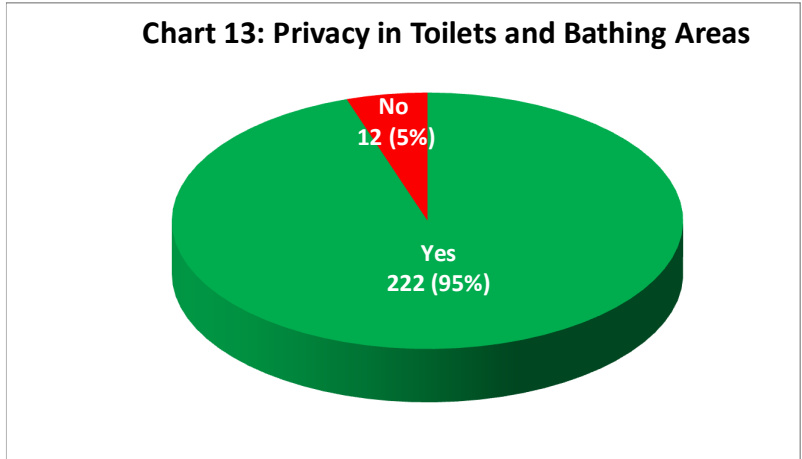
13. Privacy in Toilets and Bathing Areas

According to Rule 67(12) [JJ Model Rules, 2016], Closed Circuit Television cameras may be installed at all key points such as all entry and exit points to the Child Care Institution, reception, corridors,

kitchen, pantry or store room, dormitories, entry and exit points of the washrooms with due regard to the privacy and dignity of the children.

Response	Number	Percent
Yes	222	94.9
No	12	5.1
Total	234	100.0

Based on observation of CCIs.

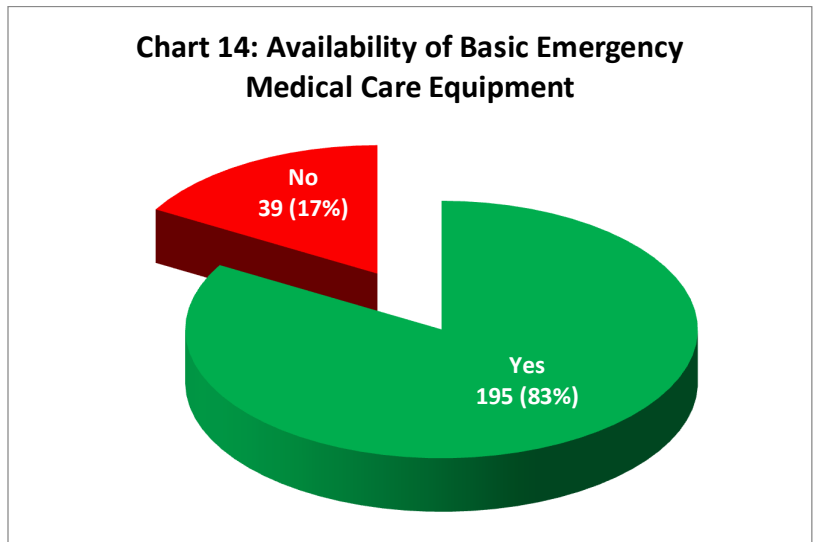


14. Availability of Basic Emergency Medical Care Equipment

According to Rule 34(6) [JJ Model Rules, 2016], the State Government through the District Child Protection Unit shall make provisions for those children diagnosed with special problems such as hormonal problems, immuno-compromised diseases, physical and mental disabilities on the recommendation of the medical officer.

Response	Number	Percent
Yes	195	83.3
No	39	16.7
Total	234	100.0

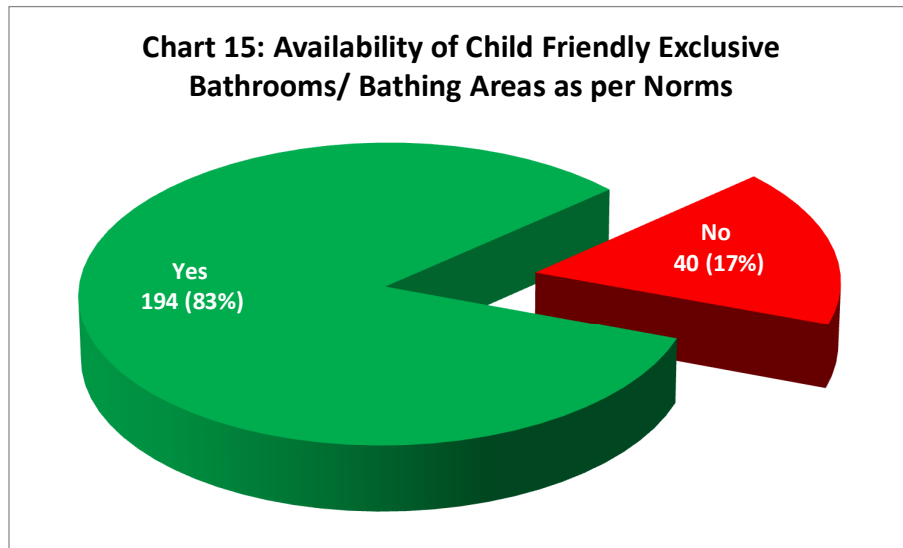
Based on observation of CCIs.



15. Availability of Child Friendly Exclusive Bathrooms/ Bathing Areas as per Norms

According to Rule 31[1(viii)] (JJ Model Rules, 2016), every Child Care Institution shall have sufficient number of well-lit and airy bathrooms with proper fittings in the proportion of at least one bath room for ten children.

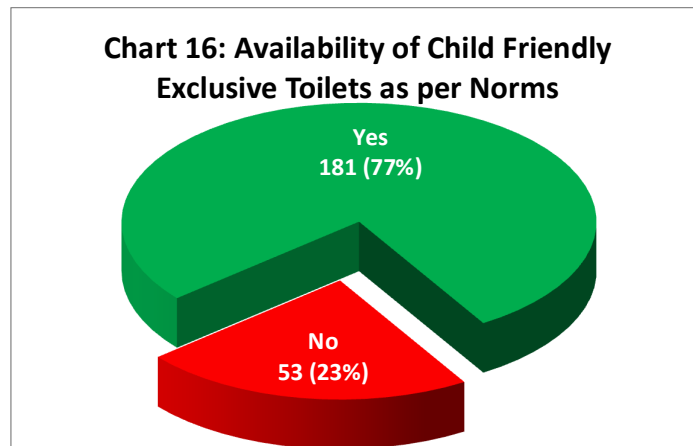
Table 15: Availability of Child Friendly Exclusive Bathrooms/ Bathing Areas as per Norms		
Response	Number	Percent
Yes	194	82.9
No	40	17.1
Total	234	100.0
Based on observation of CCIs.		



16. Availability of Child Friendly Exclusive Toilets as per Norms

According to Rule 31[1(vii)] (JJ Model Rules, 2016), every Child Care Institution shall have sufficient number of well-lit and airy toilets with proper fittings in the proportion of at least one toilet for seven children.

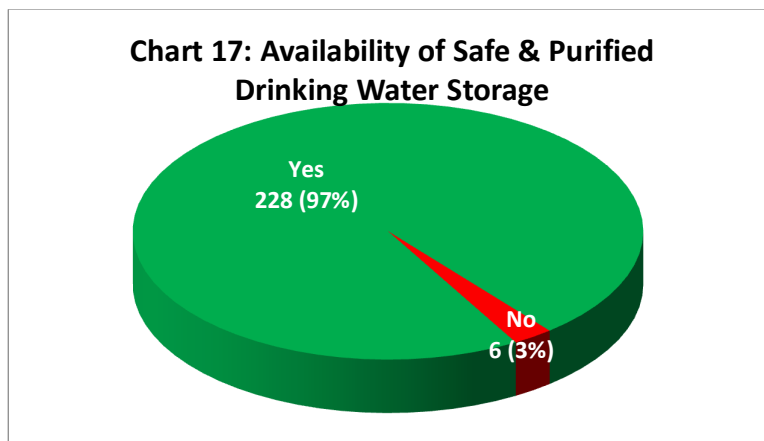
Table 16: Availability of Child Friendly Exclusive Toilets as per Norms		
Response	Number	Percent
Yes	181	77.4
No	53	22.6
Total	234	100.0
Based on observation of CCIs.		



17. Availability of Safe & Purified Drinking Water Storage

According to Rule 31[1(i)] (JJ Model Rules, 2016), every Child Care Institution shall have sufficient treated drinking water; water filters or RO shall be installed at multiple locations in the premises for easy access such as kitchen, dormitory, recreational rooms etc.

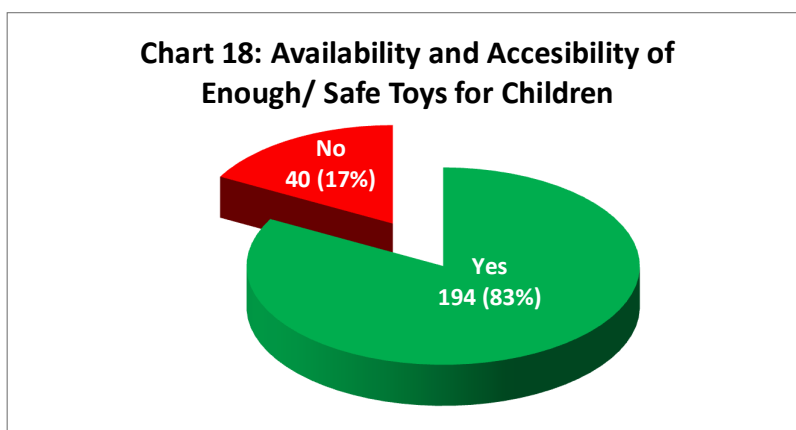
Table 17: Availability of Safe & Purified Drinking Water Storage		
Response	Number	Percent
Yes	228	97.4
No	6	2.6
Total	234	100.0
Based on observation of CCIs.		



18. Availability and Accessibility of Enough/ Safe Toys for Children

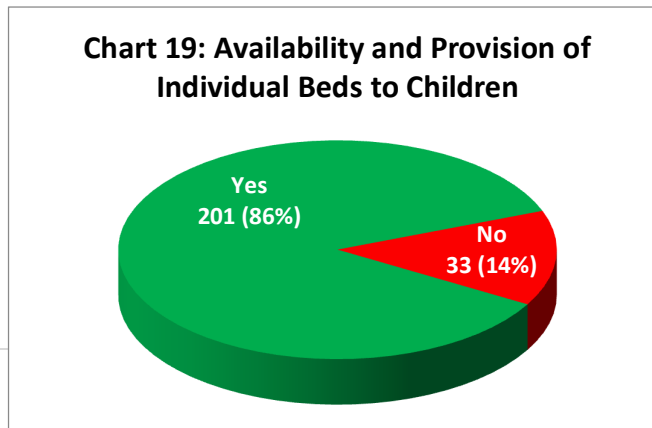
According to Rule 38(2) (JJ Model Rules, 2016), sufficient space shall be made available for outdoor sports and games.

Table 18: Availability and Accessibility of Enough/ Safe Toys for Children		
Response	Number	Percent
Yes	194	82.9
No	40	17.1
Total	234	100.0
Based on observation of CCIs.		



19. Availability and Provision of Individual Beds to Children

Table 19: Availability and Provision of Individual Beds to Children		
Response	Number	Percent
Yes	201	85.9
No	33	14.1
Total	234	100.0
Based on observation of CCIs.		

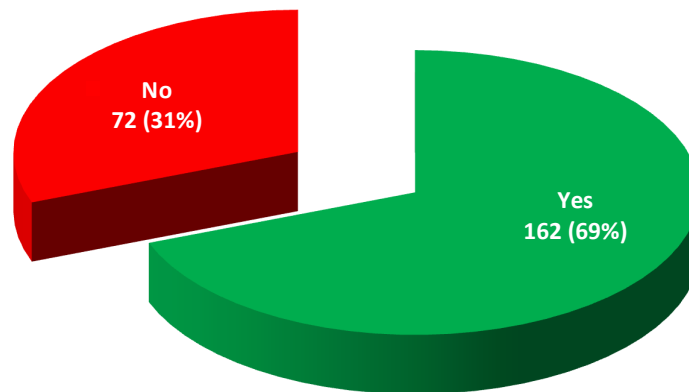


20. Segregation of Children according to Age-Group for Stay & Activities

According to Rule 39(2) (JJ Model Rules, 2016), in order to ensure proper care and treatment as per the individual care plans, children shall be grouped on the basis of age, nature of offence or kind of care required, physical and mental health and length of stay.

Table 20: Segregation of Children according to Age-Group for Stay & Activities		
Response	Number	Percent
Yes	162	69.2
No	72	30.8
Total	234	100.0
Based on observation of CCIs.		

Chart 20: Segregation of Children according to Age-Group for Stay & Activities

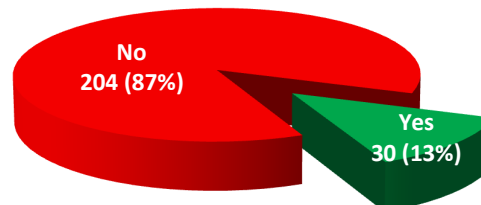


21. Availability of Written Child Protection Policy

According to Rule 29(3) (JJ Model Rules, 2016), every Child Care Institution shall keep a copy of the Act and the rules framed by the State Government, for use by both the staff and children residing therein.

Table 21: Availability of Written Child Protection Policy		
Response	Number	Percent
Yes	30	12.8
No	204	87.2
Total	234	100.0
Based on observation of CCIs.		

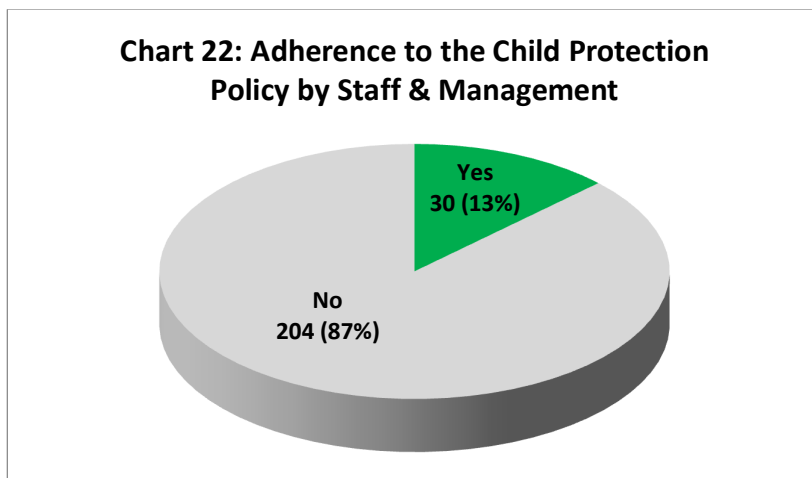
Chart 21: Availability of Written Child Protection Policy



22. Adherence to the Child Protection Policy by Staff & Management

According to Rule 29(3) (JJ Model Rules, 2016), every Child Care Institution shall keep a copy of the Act and the rules framed by the State Government, for use by both the staff and children residing therein

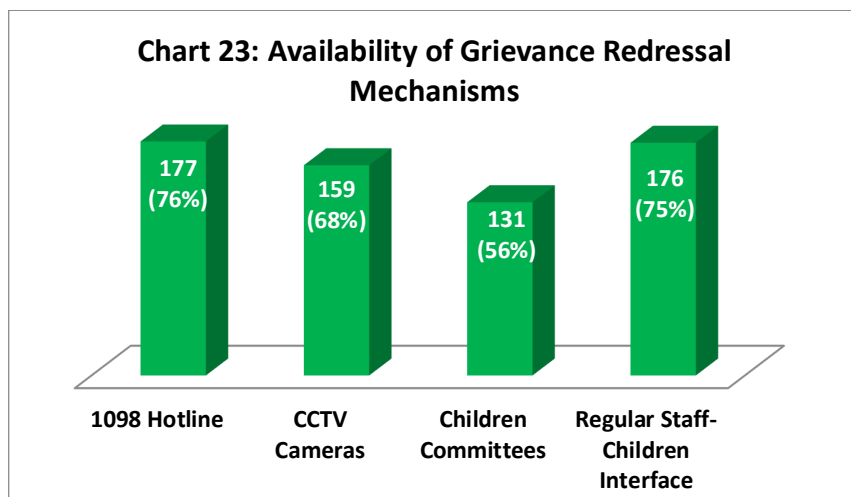
Response	Number	Percent
Yes	30	12.8
N/A (No written child policy)	204	87.2
Total	234	100.0
Based on responses given by the management of CCIs.		



23. Availability of Grievance Redressal Mechanisms

According to Rule 39(5) (JJ Model Rules, 2016), the Management Committee shall set up a complaint and redressal mechanism in every Child Care Institution and a Children’s Suggestion Box shall be installed in every institution at a place easily accessible to children away from the office set up and closer to the residence or rooms or dormitories of the children.

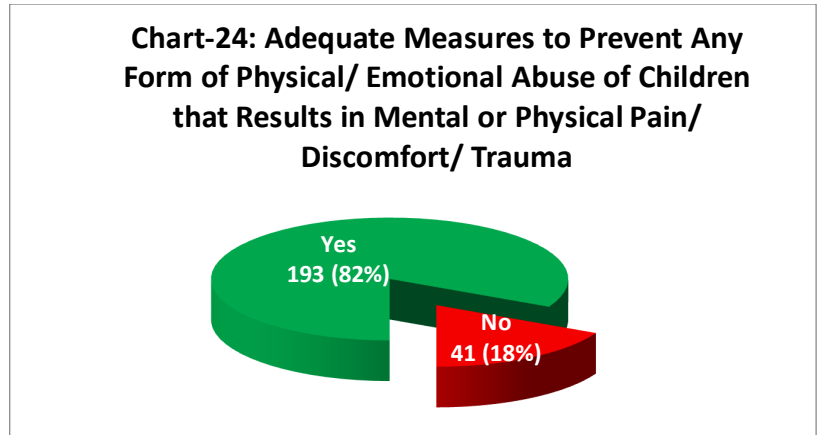
Grievance Redressal Mechanisms	Yes	Yes
	Count	%
1098 Hotline	177	75.6%
CCTV Cameras	159	67.9%
Children Committees	131	56.0%
Regular Staff-Children Interface	176	75.2%
The total of percentages may exceed 100 due to multiple responses. Based on observation and records of CCIs.		



24. Adequate Measures to Prevent Any Form of Physical/ Emotional Abuse of Children that Results in Mental or Physical Pain/ Discomfort/ Trauma

According to Rule 76(1) (JJ Model Rules, 2016), every Child Care Institution shall evolve a system of ensuring that there is no abuse, neglect and maltreatment and shall include the staff who is aware of what constitutes abuse, neglect and maltreatment, and their early indication and how to respond to these abuses.

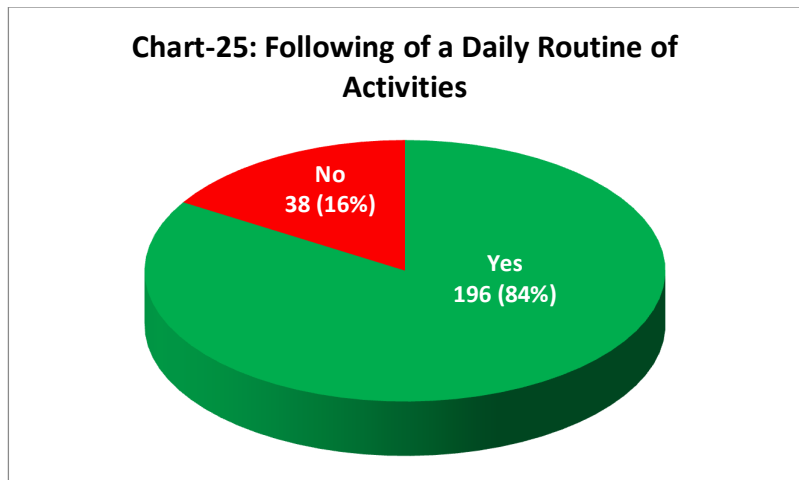
Table 24: Adequate Measures to Prevent Any Form of Physical/ Emotional Abuse of Children that Results in Mental or Physical Pain/ Discomfort/ Trauma		
Response	Number	Percent
Yes	193	82.5
No	41	17.5
Total	234	100.0
Based on observation and records of CCIs.		



25. Following of a Daily Routine of Activities

According to Rule 32(1)/ Rule 69 [L(2)] (JJ Model Rules, 2016), every Child Care Institution shall have a daily routine for children developed in consultation with the Children’s Committees, which shall be prominently displayed at various places within the Child Care Institution.

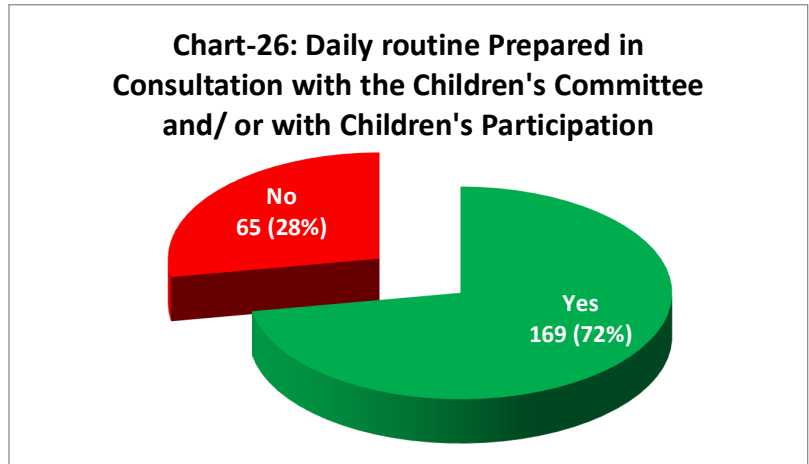
Table 25: Following of a Daily Routine of Activities		
Response	Number	Percent
Yes	196	83.8
No	38	16.2
Total	234	100.0
Based on observation of CCIs.		



26. Daily routine Prepared in Consultation with the Children's Committee and/ or with Children's Participation

According to Rule 32(1)/ Rule 69 [L(2)] (JJ Model Rules, 2016), every Child Care Institution shall have a daily routine for children developed in consultation with the Children’s Committees, which shall be prominently displayed at various places within the Child Care Institution.

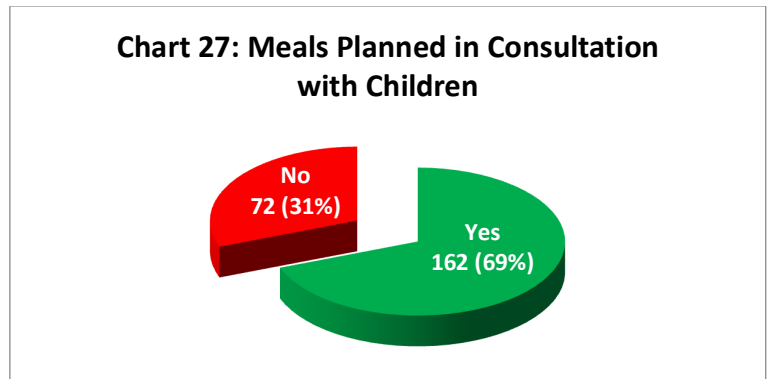
Table 26: Daily routine Prepared in Consultation with the Children's Committee and/ or with Children's Participation		
Response	Number	Percent
Yes	169	72.2
No	65	27.8
Total	234	100.0
Based on responses given by the management of CCIs.		



27. Meals Planned in Consultation with Children

According to Rule 33(5) (JJ Model Rules, 2016), the menu for the day shall be prepared in consultation with the Children’s Committee and shall be displayed in the dining hall.

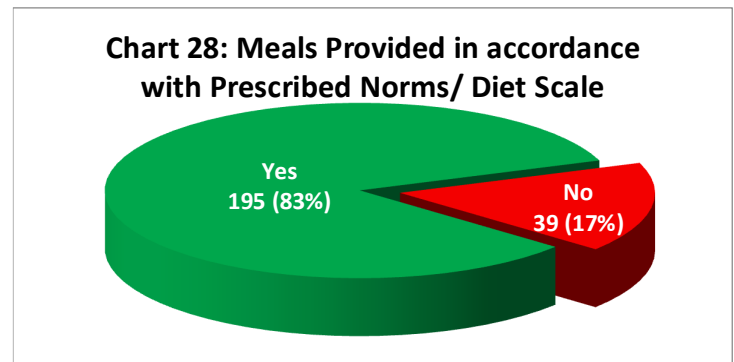
Table 27: Meals Planned in Consultation with Children		
Response	Number	Percent
Yes	162	69.2
No	72	30.8
Total	234	100.0
Based on observation and responses given by the management of CCIs.		



28. Meals Provided in accordance with Prescribed Norms/ Diet Scale

According to Rule 33(1) (JJ Model Rules, 2016), nutrition and diet scale shall be followed by the Child Care Institutions.

Table 28: Meals Provided in accordance with Prescribed Norms/ Diet Scale		
Response	Number	Percent
Yes	195	83.3
No	39	16.7
Total	234	100.0
Based on observation and responses given by the management of CCIs.		

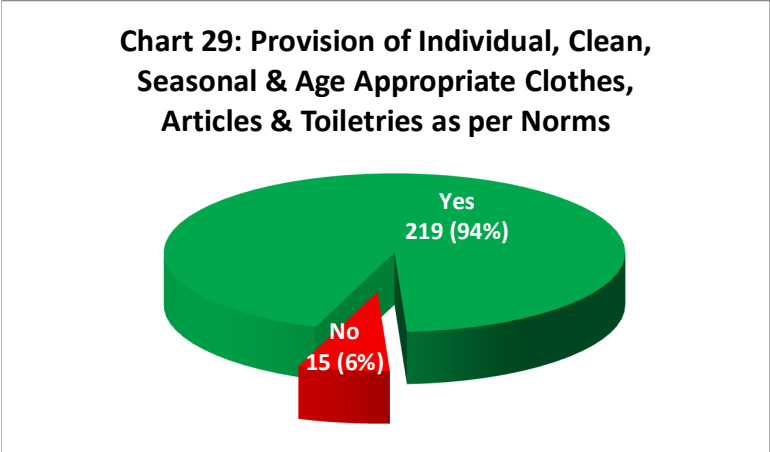


29. Provision of Individual, Clean, Seasonal & Age Appropriate Clothes, Articles & Toiletries as per Norms

According to Rule 30(1) (JJ Model Rules, 2016), minimum standards for clothing and bedding shall be as per the scale and climatic conditions.

Table 29: Provision of Individual, Clean, Seasonal & Age Appropriate Clothes, Articles & Toiletries as per Norms		
Response	Number	Percent
Yes	219	93.6
No	15	6.4
Total	234	100.0

Based on responses given by the management of CCI.

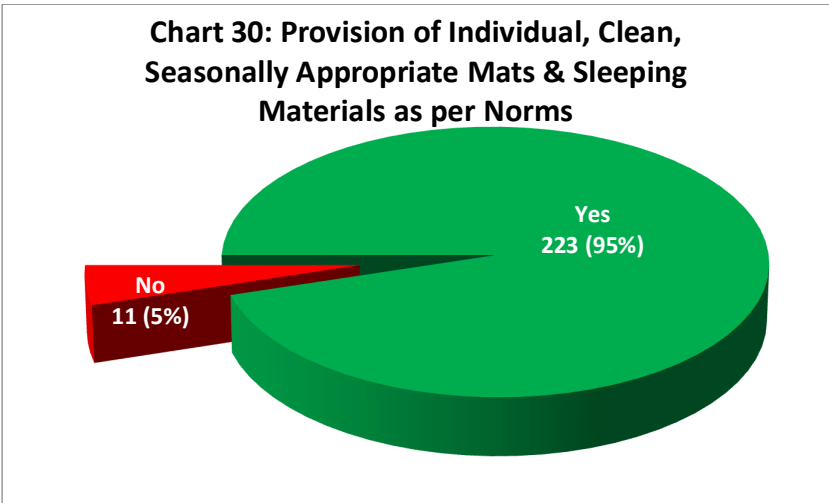


30. Provision of Individual, Clean, Seasonally Appropriate Mats & Sleeping Materials as per Norms

According to Rule 30(1) (JJ Model Rules, 2016), minimum standards for clothing and bedding shall be as per the scale and climatic conditions.

Table 30: Provision of Individual, Clean, Seasonally Appropriate Mats & Sleeping Materials as per Norms		
Response	Number	Percent
Yes	223	95.3
No	11	4.7
Total	234	100.0

Based on responses given by the management of CCI.

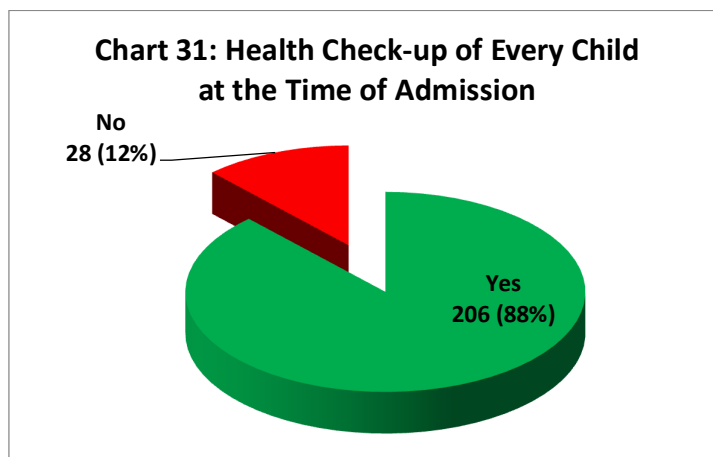


31. Health Check-up of Every Child at the Time of Admission

According to Rule 34[3(i)] (JJ Model Rules, 2016), every Child Care Institution shall arrange for medical examination of each child admitted in an institution by the Medical Officer within twenty-four hours of admission and in special cases or medical emergencies immediately.

Table 31: Health Check-up of Every Child at the Time of Admission		
Response	Number	Percent
Yes	206	88.0
No	28	12.0
Total	234	100.0

Based on responses given by the management of CCIs.

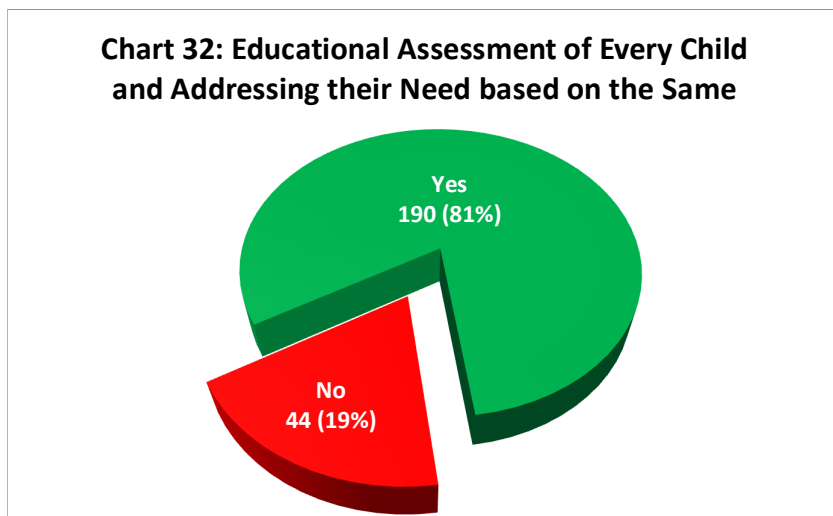


32. Educational Assessment of Every Child and Addressing their Need based on the Same

According to Rule 36(4) (JJ Model Rules, 2016), specialised trainers and experts shall be appointed to cater to the educational needs of children with special needs either physical or mental. Learning disorders shall be identified, assessed and reported in the Individual Care Plan. Further assistance shall be given to the child by trained professionals.

Table 32: Educational Assessment of Every Child and Addressing their Need based on the Same		
Response	Number	Percent
Yes	190	81.2
No	44	18.8
Total	234	100.0

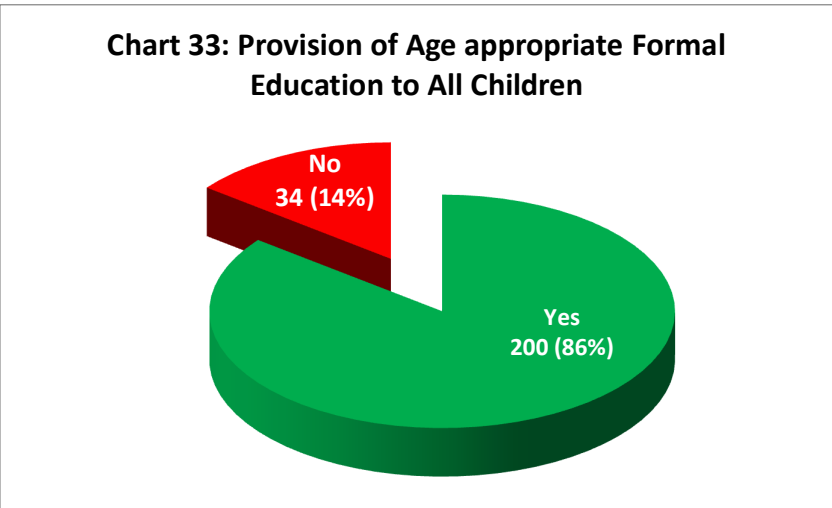
Based on observation, records and responses given by the management of CCIs.



33. Provision of Age-appropriate Formal Education to All Children

According to Rule 36(1) (JJ Model Rules, 2016), every child care institution shall provide education to all children according to the age and ability, both inside the institution and outside, as per requirement.

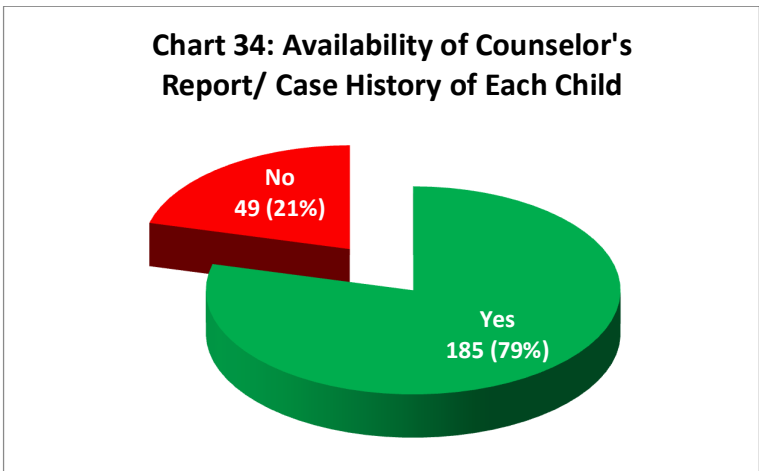
Table 33: Provision of Age appropriate Formal Education to All Children		
Response	Number	Percent
Yes	200	85.5
No	34	14.5
Total	234	100.0
Based on responses given by the management of CCIs.		



34. Availability of Counselor's Report/ Case History of Each Child

- According to Rule 73[3(v)], every Child Care Institution shall maintain Case History form of each child under the JJ Model rules, 2016.
- According to Rule 73[3(vii)], every Child Care Institution shall maintain Counselor’s report of each child under the JJ Model rules, 2016.

Table 34: Availability of Counselor's Report/ Case History of Each Child		
Response	Number	Percent
Yes	185	79.1
No	49	20.9
Total	234	100.0
Based on records of CCIs.		

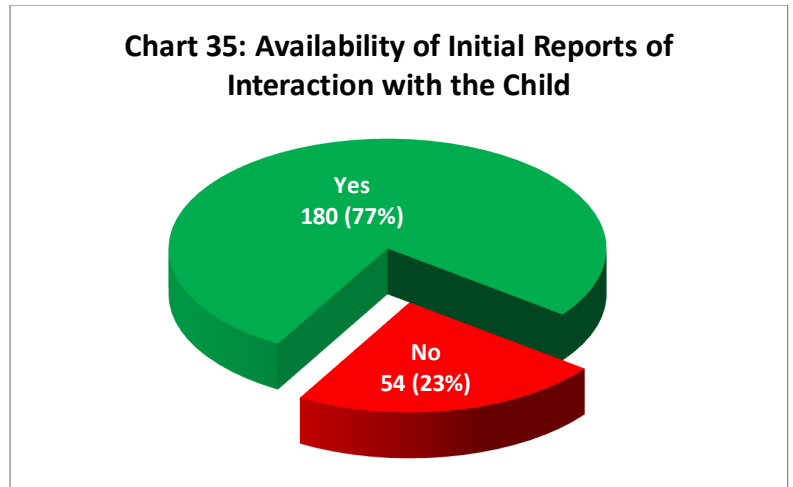


35. Availability of Initial Reports of Interaction with the Child

According to Rule 73[1(ix)], every Child Care Institution shall maintain initial reports of interaction with the child under the JJ Model rules, 2016.

Response	Number	Percent
Yes	180	76.9
No	54	23.1
Total	234	100.0

Based on records of CCl's.

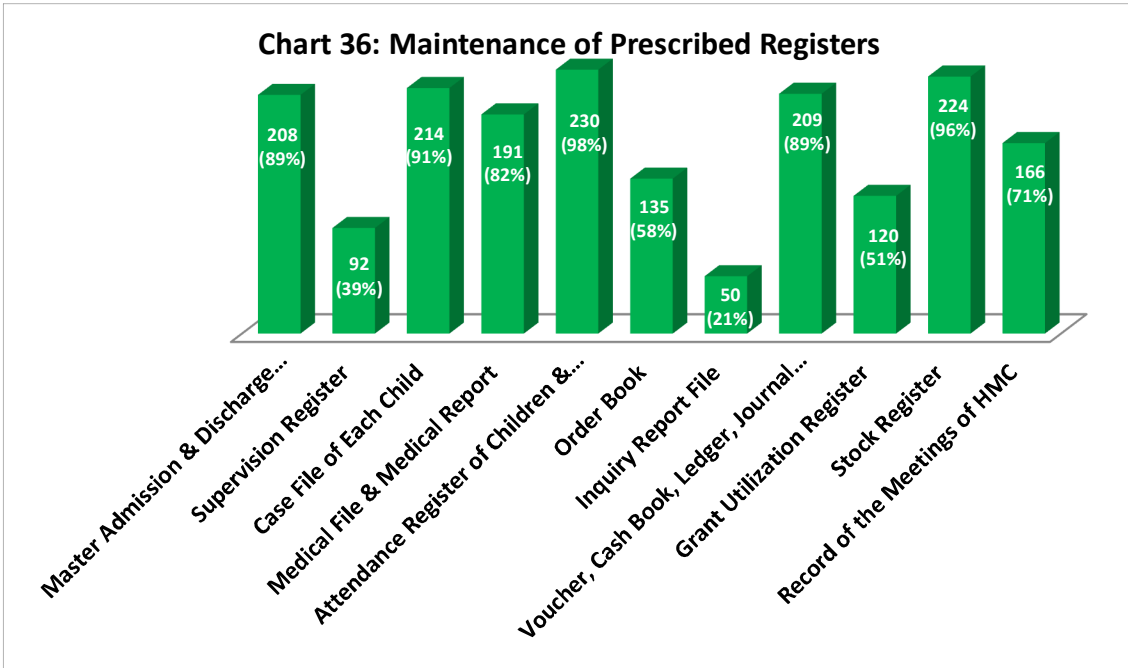


36. Maintenance of Prescribed Registers

According to Rule 77(1), the Person-In-Charge shall maintain registers and forms under the JJ Model rules, 2016.

Prescribed Registers	Count	%
Master Admission & Discharge Register	208	88.9%
Supervision Register	92	39.3%
Case File of Each Child	214	91.5%
Medical File & Medical Report	191	81.6%
Attendance Register of Children & Staff	230	98.3%
Order Book	135	57.7%
Inquiry Report File	50	21.4%
Voucher, Cash Book, Ledger, Journal & Annual Accounts	209	89.3%
Grant Utilization Register	120	51.3%
Stock Register	224	95.7%
Record of the Meetings of HMC	166	70.9%

The total of percentages may exceed 100 due to multiple responses.
Based on records of CCl's.

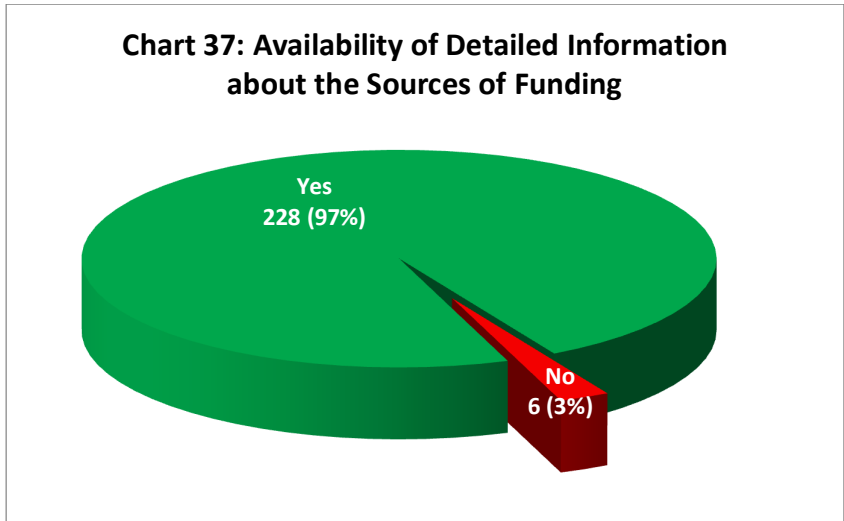


37. Availability of Detailed Information about the Sources of Funding

Table 37: Availability of Detailed Information about the Sources of Funding

Response	Number	Percent
Yes	228	97.4
No	6	2.6
Total	234	100.0

Based on records of CCIs.

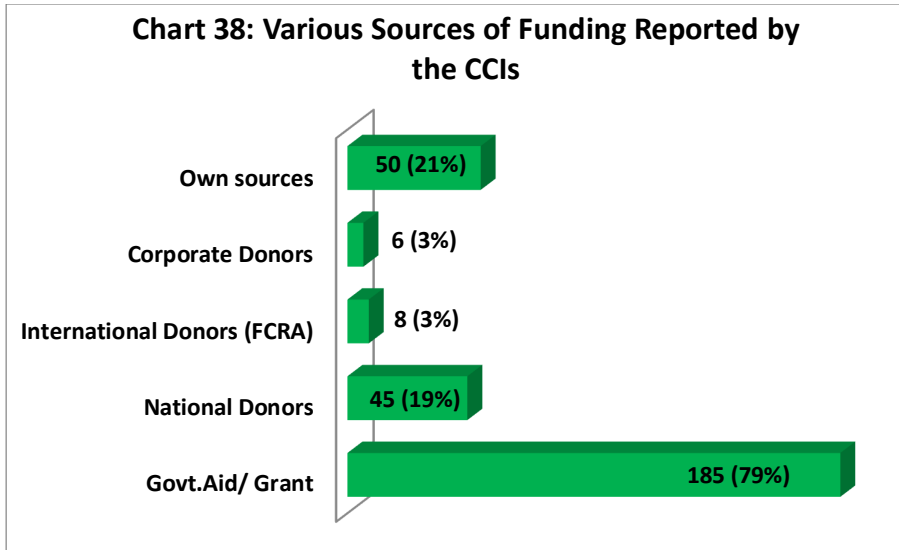


38. Various Sources of Funding Reported by the CCIs

Table 38: Various Sources of Funding Reported by the CCIs

Sources of Funding	Yes	
	Count	%
Govt. Aid/ Grant	185	79.1%
National Donors	45	19.2%
International Donors (FCRA)	8	3.4%
Corporate Donors	6	2.6%

Own sources	50	21.4%
The total of percentages may exceed 100 due to multiple responses. Based on responses given by the management of CClIs.		

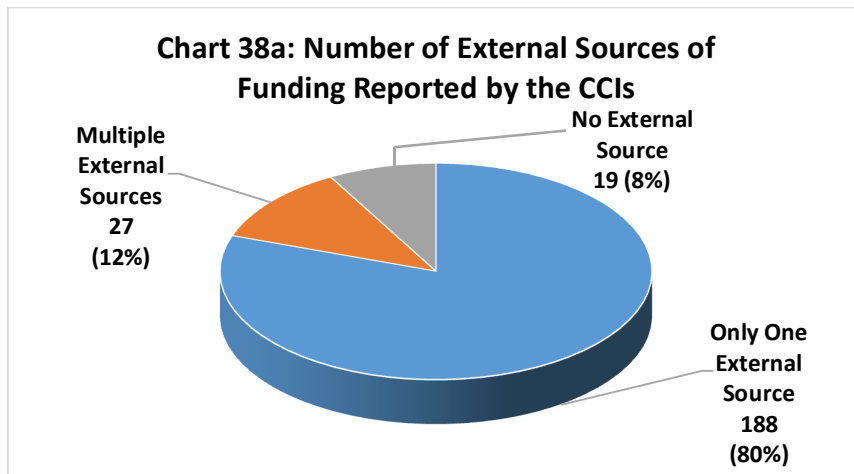


38a. Number of External Sources of Funding Reported by the CClIs

Table 38a: Number of External Sources of Funding Reported by the CClIs

Number of External Sources of Funding	Yes	
	Count	%
Only One External Source	188	80.3
Multiple External Sources	27	11.5
No External Source (Run solely through Own Sources)	19	8.1
Total	234	100.0

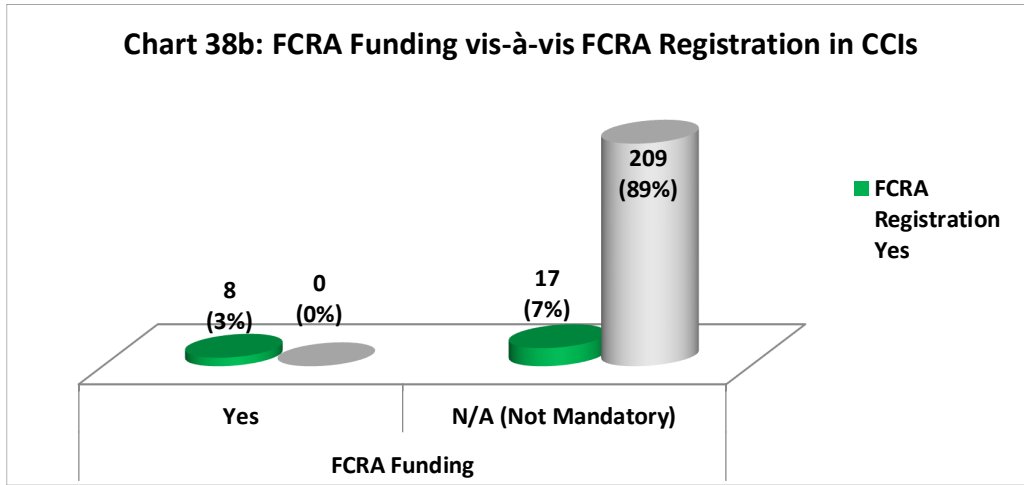
Based on records of CClIs.



38b. FCRA Funding vis-à-vis FCRA Registration in CCIs

Table 38b: FCRA Funding vis-à-vis FCRA Registration in CCIs				
		FCRA Funding		Total
		Yes	N/A (Not Mandatory)	
FCRA Registration	Yes	8	17	25
	N/A (Not Mandatory)	0	209	209
Total		8	226	234

Based on records of CCIs.

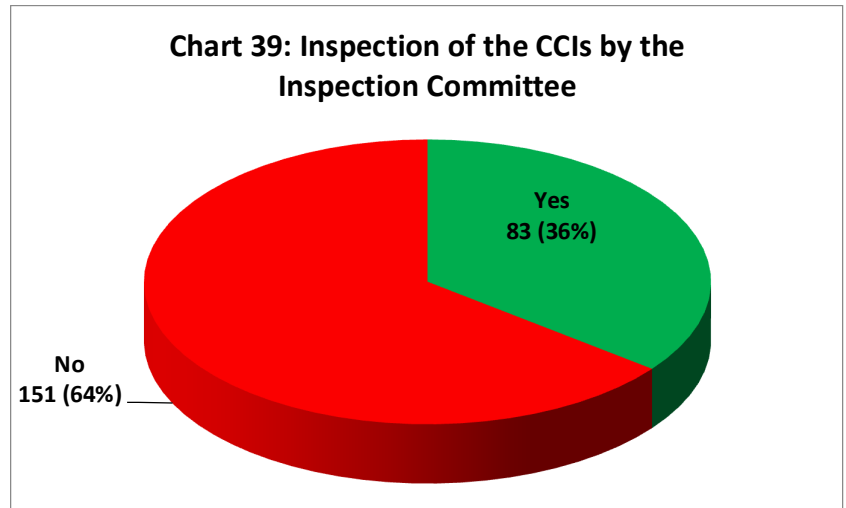


39. Inspection of the CCIs by the Inspection Committee

According to Rule 73(4), the State Inspection Committee shall carry out random inspections of the institutions housing children to determine whether such institution is housing children in need of care and protection.

Table 39: Inspection of the CCIs by the Inspection Committee		
Response	Number	Percent
Yes	83	35.5
No	151	64.5
Total	234	100.0

Based on records of CCIs.



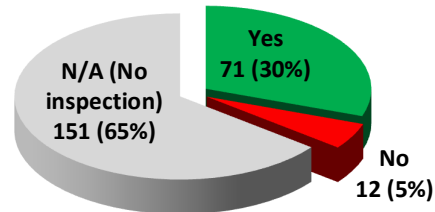
40. Provision of Feedback by the Inspection Committee

According to Rule 73(4), the State Inspection Committee shall carry out random inspections of the institutions housing children to determine whether such institution is housing children in need of care and protection.

Response	Number	Percent
Yes	71	30.3
No	12	5.1
N/A (No inspection)	151	64.5
Total	234	100.0

Based on records of CCIs.

Chart 40: Provision of Feedback by the Inspection Committee

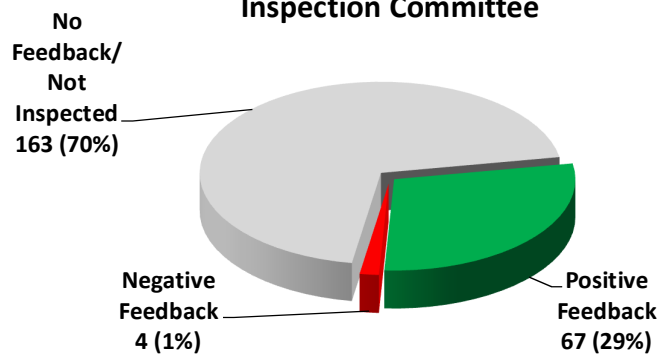


41. Nature of Feedback Provided by the Inspection Committee

Feedback	Number	Percent
Positive Feedback	67	28.6
Negative Feedback	4	1.7
No Feedback/ Not Inspected	163	69.7
Total	234	100.0

Based on observation and records of CCIs.

Chart 41: Nature of Feedback Provided by the Inspection Committee

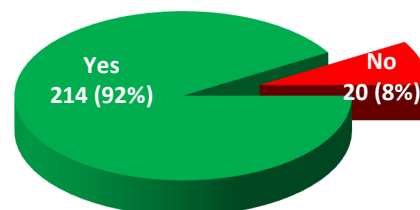


42. Inspection of the CCIs by the Child Welfare Committee/ JJ Board

Response	Number	Percent
Yes	214	91.5
No	20	8.5
Total	234	100.0

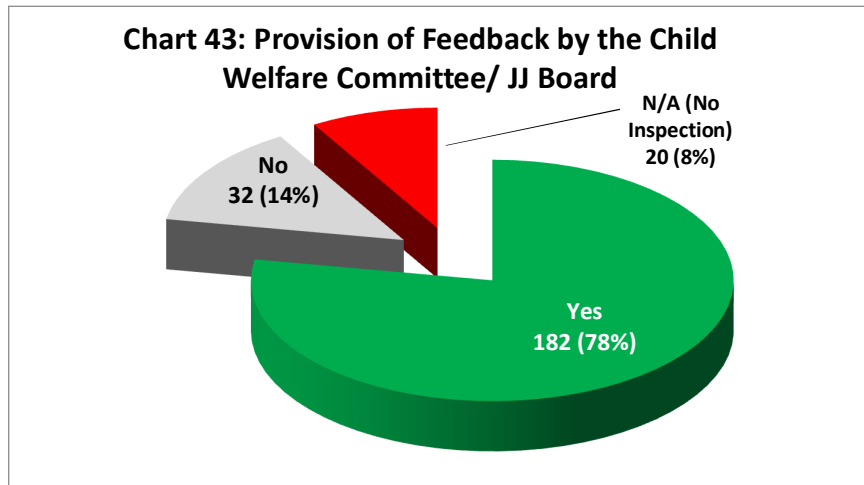
Based on records of CCIs.

Chart 42: Inspection of the CCIs by the Child Welfare Committee/ JJ Board



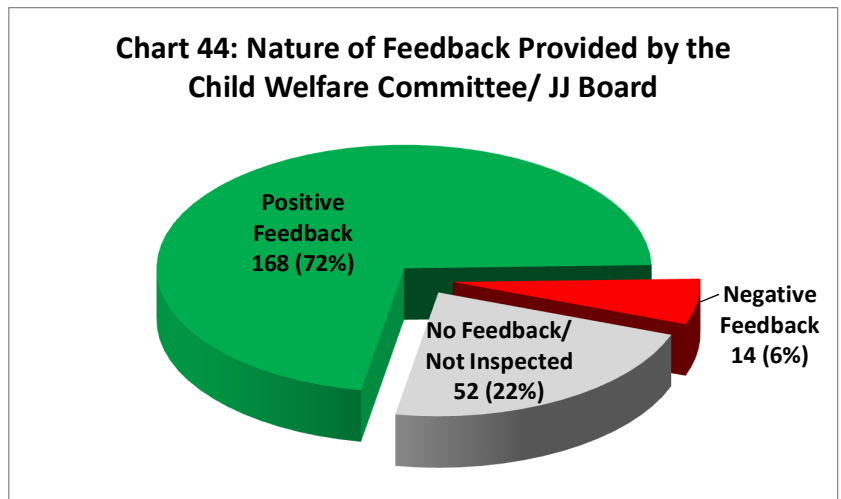
43. Provision of Feedback by the Child Welfare Committee/ JJ Board

Table 43: Provision of Feedback by the Child Welfare Committee/ JJ Board		
Response	Number	Percent
Yes	182	77.8
No	32	13.7
N/A (No Inspection)	20	8.5
Total	234	100.0
Based on records of CCIs.		



44. Nature of Feedback Provided by the Child Welfare Committee/ JJ Board

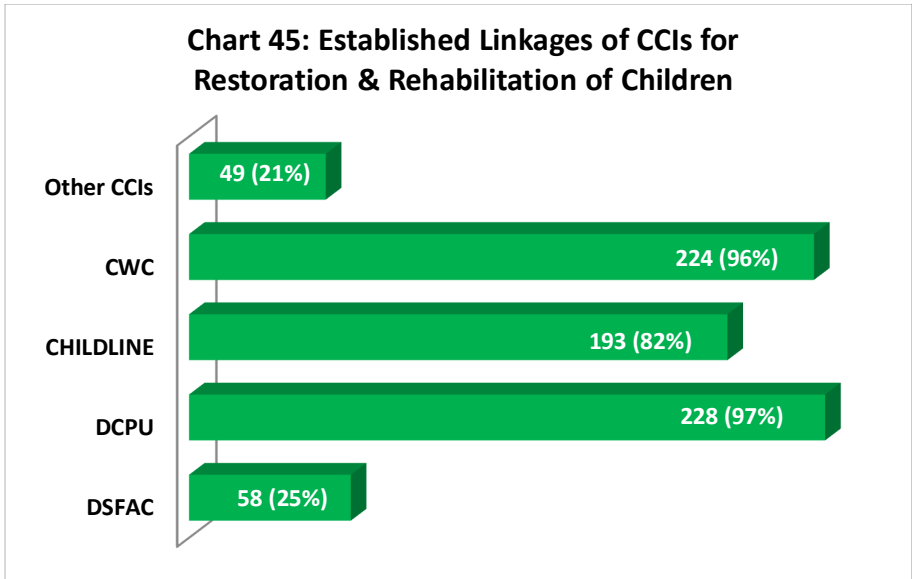
Table 44: Nature of Feedback Provided by the Child Welfare Committee/ JJ Board		
Feedback	Number	Percent
Positive Feedback	168	71.8
Negative Feedback	14	6.0
No Feedback/ Not Inspected	52	22.2
Total	234	100.0
Based on records of CCIs.		



45. Established Linkages of CCIs for Restoration & Rehabilitation of Children

Table 45: Established Linkages of CCIs for Restoration & Rehabilitation of Children		
Linkage	Count	%
Other CCIs	49	20.9%
CWC	224	95.7%
CHILDLINE	193	82.5%
DCPU	228	97.4%
DSFAC	58	24.8%

The total of percentages may exceed 100 due to multiple responses.
Based on records and responses given by the management of CCIs.



* * * *

...the first of these is the fact that the ...

...the second of these is the fact that the ...

...the third of these is the fact that the ...

...the fourth of these is the fact that the ...

...the fifth of these is the fact that the ...

...the sixth of these is the fact that the ...

...the seventh of these is the fact that the ...

...the eighth of these is the fact that the ...

...the ninth of these is the fact that the ...

...the tenth of these is the fact that the ...